

# **4-H Citizenship & Leadership**

**Citizenship  
Communications  
Consumer Education  
Intercultural  
Intergenerational  
Leadership  
Performing Arts  
Visual Arts**

# ~ Citizenship ~

## Citizenship

### CO221 Citizenship I ☺

**Project Requirements:** Complete all of the activities in one part (part 1, 2, or 3) of the project manual each year. Demonstrate a thorough understanding of citizenship principles.

**Exhibit Requirements:**

- Exhibit a display illustrating one of the following options:
  - Personal information about yourself who you are, things you like to do, things you are good at, your favorites;
  - Your feelings and how you handle these feelings;
  - Your family, their responsibilities, how you work together; OR
  - The Family Pedigree that may include family group pages.
- Table top exhibits are limited to 2' wide x 15" deep in size. Posters should be no larger than 22"x30".
- **Bring the completed manual to the fair to show project requirements have been met for the current year.**




---

### CO222 Citizenship II ☺

**Project Requirements:** Complete all of the activities in two parts (part 1-5) of the project manual each year. Demonstrate a thorough understanding of citizenship principles.

**Exhibit Requirements:**

- Exhibit a display illustrating one of the following options:
  - your neighborhood;
  - how you and others are good neighbors-what you do as good neighbors, what rights and responsibilities you have as good neighbors, how being a good neighbor makes you feel;
  - a community service activity-one that you participated in or organized;
  - what your school does to help the neighborhood, why it is important for the school to be involved in good citizenship, and how the school can help the community; OR
  - organizations, activities, and events that your ancestors participated in, the impact they had on the community and their family.
- Table top exhibits are limited to 2' wide x 15" deep in size. Posters should be no larger than 22"x30".
- **Bring the completed manual to the fair to show project requirements have been met for the current year.**



## **Citizenship Continued...**

### **C0223      Citizenship III ☺**

**Project Requirements:** Complete at least four activities from any part in the project manual each year. Demonstrate a thorough understanding of citizenship principles.

**Exhibit Guidelines:**

- Exhibit a display illustrating one of the activities that you completed within your project as it relates to one of the following categories in the manual:
  - Government;
  - Business and Industry;
  - Transportation, Communication, and Utilities;
  - Culture & Heritage;
  - Natural Resources & Environment;
  - Education;
  - Organizations Within Your Community;
  - Tourism; OR
  - Support Systems Within Your Community
- Table top exhibits are limited to 2' wide x 15" deep in size. Posters should be no larger than 22"x28".
- **Bring the completed manual to the fair to show project requirements have been met for the current year.**



---

### **C0210      Public Adventures (Club Only) ☺**

**Exhibit Requirements:**

- Exhibit a display illustrating the steps that the club has completed on the project selected for the year.
- Include a written outline or report of accomplishments and future goals.
- Three or more club members must be present for judging.
- Club members should make a 10 minute presentation to the judge. All club members present for judging should be prepared to discuss the club's display and tell what the club learned from the project.

## **Service Learning**

### **C0610A      Service Learning I ☺**

### **C0610B      Service Learning II ☺**

**Project Requirements:** Complete at least four activities in the project manual each year in the project.

**Exhibit Requirements:**

- Exhibit a binder portfolio to reflect what the exhibitor accomplished in the four steps of service learning.
- If you have been enrolled in the project for multiple years, the binder portfolio should include previous years' work.
- Use of page protectors is recommended. Exhibit will NOT be labeled "Do Not Touch".
- The binder should include the manual with four activities in the book filled out each year in the project.

# ~ Communications ~

## Communications

- B0120A**      **Communications I** ☺  
**B0120B**      **Communications II** ☺  
**B0120C**      **Communications III** ☺

**Project Requirements:** Complete at least three activities from the project manual each year.

**Exhibit Requirements:**

- For 1<sup>st</sup> year in the project exhibit a binder portfolio showcasing at least three activities from the project manual.
- Show basic activities and anything that extended lessons.
- For 2<sup>nd</sup> and 3<sup>rd</sup> years in the project include everything from earlier years' work and add section showcasing at least four additional activities per year.
- Use of page protectors is recommended. Exhibit will NOT be labeled "Do Not Touch".

## Journalism

- B0110**      **Journalism** ☺

**Project Requirements:** Complete the required activities in the project manual each year.

**Exhibit Requirements:**

- Exhibit a binder portfolio showing the results of the appropriate year's activities noted below:
  - Year 1: Accomplishments of a minimum of 5 ★★ activities from Part 1, answering all of the questions in the activities.
  - Year 2: Results of doing a minimum of 5 ★★ activities in Part 2, answering all of the questions in the activities.
  - Year 3: Results of doing a minimum of 5 ★★★ activities from Parts 1 and 2. One of the activities must include writing an advance story, a follow up story, or a feature story.
  - Year 4: Results of doing at least 2 ★★ activities and 3 ★★★ activities from Part III. If the activities include making an audio tape or videotape the participant must provide the equipment for listening or watching it.
- Use of page protectors is recommended for all binder exhibits. Binder exhibits will NOT be labeled "Do Not Touch".



## Public Presentations

This is an activity for which the Extension Unit holds a contest for 4-Hers wishing to improve their speaking skills. **The best participants may be selected to attend State Fair.** This contest is held prior to fair week. Members must enroll in the Public Presentations project by the general project deadline (April) of the current year. Listed are the various types of presentations a member may choose from:

**B0321A - Formal Speech** – Formal Speeches (without props or aids) must be between 4-6 minutes in length and done by an individual member. Formal speeches provide information to the audience.

**B0321B - Illustrated Speech** – Illustrated speeches (with visual aids) must be between 4-6 minutes in length and done by an individual member.

## **Communications Continued...**

**B0321C - Extempore Speaking** – Exhibitors must be present 45 minutes prior to their assigned time to select their topics. Topics will relate to events of state, national, or international importance from January of the previous year to the present. Exhibitors will draw three topic options for their speech from a large number of topics. They will immediately select one of these three topics for their speech. Participants will have 45 minutes to prepare a 4-6 minute speech. Participants are responsible for providing their own research materials.

**B0321D - Demonstration** - Demonstrations may pertain to any topic. Food /nutrition demonstrations need to be entered under foods. Demonstrations may be given by an individual or a team of two members. Exhibitors are responsible for furnishing all equipment and supplies needed. Demonstrations must be 8-10 minutes in length.

**B0321F - Oral Interpretation** - May be humorous or dramatic interpretation, oratorical declamation, prose reading or verse reading. Material may be read or memorized. May be done by an individual or a team of no more than three members. Interpretation must be between 4-6 minutes.

**B0321G - Original Works** - Member may present any type of original works (i.e. comedy, storytelling, original poetry, radio segment, etc.). May be done by an individual or a team of no more than three members. Works must have been written by one of the team members. Segment must be between 4-6 minutes in length. Original work presentations are designed to entertain an audience.

# ~ Consumer Education ~

---


## **Financial Champions**

### **B0310 Financial Champions I – Money Fun-damentals ☺**

**Project Requirements:** Complete at least four activities in the manual each year.

**Exhibit Requirements:**

- Exhibit any product or display made to illustrate a completed activity from the project book.
- Some things members can do include but are not limited to:
  - Needs vs. wants
  - Financial goal setting
  - What motivates money decisions
- Activity should relate to the member's age and experience.
- The display should be no larger than 2' wide x 15" deep. Posters no larger than 22"x30".
- All items in the display (including the project book) must be attached to the display board.
- **Bring the completed manual to the fair to show project requirements have been met for the current year.**



## **Consumer Education Continued...**

### **B0320 Financial Champions II – Money Moves ☺**

**Project Requirements:** Complete at least four activities in the manual each year.

**Exhibit Requirements:**

- Exhibit any product or display made to illustrate a completed activity from the project book.
- Some things members can do include but are not limited to:
  - Evaluating Advertising
  - Ways of handling money
  - Consumer decisions
- Activity should relate to the member's age and experience.
- The display should be no larger than 2' wide x 15" deep. Posters no larger than 22"x30".
- All items in the display (including the project book) must be attached to the display board.
- **Bring the completed manual to the fair to show project requirements have been met for the current year.**

## **Consumer Savvy**

### **C0638A The Consumer in Me – Unit I ☺**

**Project Requirements:** Complete at least four activities in the project manual each year.

**Exhibit Requirements:**

- Exhibit a display based on a purchase made this year. Incorporate at least two activities from the project manual that illustrate that your purchase was well planned and researched.
- **Bring the completed manual to the fair to show project requirements have been met for the current year.**

---

### **C0638B Consumer Wise – Unit II ☺**

**Project Requirements:** Complete at least four activities in the project manual each year.

**Exhibit Requirements:**

- Exhibit a display illustrating use of the six-step decision-making process in making a wise purchase. Incorporate at least two other learning activities from the project manual used to help you make a wise decision.
- **Bring the completed manual to the fair to show project requirements have been met for the current year.**



---

### **C0638C Consumer Roadmap – Unit III ☺**

**Project Requirements:** Complete at least four activities in the project manual each year.

**Exhibit Requirements:**

- Exhibit a display based on what you learned from at least one activity from the project manual.
- **Bring the completed manual to the fair to show project requirements have been met for the current year.**

## Consumer Education Continued...

### Entrepreneurship

#### **G0101 Entrepreneurship – Be the E! 😊**

**Project Requirements:** Complete at least four activities from the project manual each year. The book is broken into three levels – level one is meant to be used your first three years in the project, level two your fourth through sixth years, level three seven years and beyond.

**Exhibit Requirements:**

- Exhibit a binder portfolio or display that includes the results of at least two completed activities from each year exhibitor has been enrolled in the project.
- Completed activities from previous years should be included.
- Use of page protectors is recommended. Exhibit will NOT be labeled “Do Not Touch”.
- **Bring the completed manual to the fair to show project requirements have been met for the current year.**

## ~ Intercultural ~

---

**Project Requirements:** Complete the project manual, demonstrate a thorough understanding of the Intercultural project, and do one of the following:

- Geography - Prepare a display of the country or region of the United States you studied which includes something on the geography, economy, and /or agriculture of the country or region.
- People - Prepare a display on the people of the country or region of the United States you studied. Show something you learned about the racial-ethnic groupings, the population, languages, religions, and/or housing.
- Culture - Prepare a display on the culture of the country or region of the United States you studied. This might include music, crafts, clothing, housing, holiday celebrations, etc.

#### **CO510A Intercultural (Passport to the World) - Individual 😊**

**Exhibit Requirements:**

- Prepare a display illustrating what you have learned about this country, culture or region.
- Be prepared to discuss your display and tell what you have learned about this country or region of the United States.
- Exhibit should be educational in nature and should not promote one’s beliefs over another person’s beliefs.
- Exhibits are limited to 2’ wide x 15” deep. Tri-fold boards are acceptable.
- ALL items in the display (including the project book) must be attached to the display board. NO additional items should be included.
- **Bring the complete project manual to the Fair with the display.**



## Intercultural Continued...

### **CO510B Intercultural - Club ☺**

#### **Exhibit Requirements:**

- A Club must complete the *Passport to the World* or *Latino Cultural Arts* project as a group.
- Three or more club members must be present for judging.
- Club members should make a 10 minute presentation to the judge. All club members present for judging should be prepared to discuss the club's display and tell what the club learned from the project.
- Exhibit should be educational in nature and should not promote one's beliefs over another person's beliefs.
- Exhibits are limited to 2' wide x 15" deep. Tri-fold boards are acceptable.
- **Bring the complete project manual to the Fair with the display.**

## ~ Intergenerational ~

---

### **E0170A Walk in My Shoes Individual ☺**

**Project Requirements:** Interview an older (over 65) person, complete three Activity Sheets from the project manual, and complete one activity listed in the *Sensory Changes* section of the project manual. *Advanced* - Complete three additional Activity Sheets each year, continue an ongoing relationship with a "senior friend", and complete one (or more) additional activity each year in the *Sensory Changes* section of the project manual.

#### **Exhibit Requirements:**

- Present a display relating to an activity completed in the project.
- Be prepared to discuss the activity and the results of the activity.
- Exhibits are limited to a table space of 2' wide x 15" deep or poster size of 22" x 28".
- Displays should include an inventory of items on a separate piece of paper.
- **Bring the completed manual to the fair to show project requirements have been met for the current year.**

## ~ Leadership ~

---

### **C0630 Leadership Skills - Unit I ☺**

### **C0632 Leadership Skills - Unit II ☺**

### **C0634 Leadership Skills - Unit III ☺**

### **C0636 Leadership Skills - Unit IV ☺**

**Project Requirements:** Complete at least one activity from each of the seven sections in the project manuals and demonstrate a thorough understanding of each skill.

#### **Exhibit Requirements:**

- Prepare a binder portfolio with a minimum of 2 completed activities each year, from 2 different leadership skill areas.
- Build upon your previous year's work. Activities should relate to the exhibitor's age and experience.
- Photocopies of the completed activities from the books should be included with the portfolio.
- Use of page protectors is recommended. Exhibit will NOT be labeled "Do Not Touch".

# ~ Performing Arts ~

**Project Requirements (for all classes):** Complete at least four activities from the project manual each year.

## **F0202 Theatre Arts I: Play the Role ☺**

### **Exhibit Requirements:**


- Exhibit one of the following items:
  - Portfolio of acting activities completed during the current year, **OR**
  - A display illustrating a drawing/photograph of a clown character created by the exhibitor, **OR**
  - Display illustrating a picture story developed by the exhibitor.
- **Bring the completed manual to the fair to show project requirements have been met for the current year.**
- Multiple items included in an exhibit must all be labeled with the member's name and county and inventoried on a separate sheet.

---

## **F0203 Theatre Arts II – Become a Puppeteer ☺**

### **Exhibit Requirements:**

- Exhibit one of the following items:
  - Portfolio of activities with puppets completed during the current year, **OR**
  - Display on the history of puppets or puppetry in different cultures, **OR**
  - Display a puppet created by the exhibitor, **OR**
  - Display a story wheel and play adapted or written for puppets.
- **Bring the completed manual to the fair to show project requirements have been met for the current year.**
- Multiple items included in an exhibit must all be labeled with the member's name and county and inventoried on a separate sheet.



---

## **F0204 Theatre Arts III – Set the Stage ☺**

### **Exhibit Requirements:**

- Exhibit one of the following items:
  - Portfolio of activities for set design, makeup, sound, props or costuming completed during the current year, **OR**
  - a display that includes a sound, props and costume charts appropriate for a selected scene from a story or play, (limited to no more than 8) **OR**
  - a scenic design model to depict a scene from a script, **OR**
  - display illustrating a character with makeup drawn or colored in. Include a photograph of a person wearing the makeup and information on the character's personality or part in the play.
- **Bring the completed manual to the fair to show project requirements have been met for the current year.**
- Multiple items included in an exhibit must all be labeled with the member's name and county and inventoried on a separate sheet.

